

Zaner-Bloser manuscript handwriting practice worksheets.



Zaner-Bloser*® Handwriting Font Style

**The name Zaner-Bloser is copyrighted by Zaner-Bloser, Inc.*

"ZB Kid Letters" web page:

<http://www.typofonts.com/ZBfonts.html>

Juan-José Marcos

juanjmarcos@yahoo.es

Professor of Classics.

January 2024.

"ZB Kid Letters": a set of 10 handwriting fonts specifically designed to teach children to write.

<http://www.typofonts.com/ZBfonts.html>

Juan-José Marcos García juanjmarcos@gmail.com

Professor of Classics. Plasencia. Spain

INTRODUCTION

If you're looking for fonts which mimic lettering used to teach printed letters and handwriting skills, you have come to the right place.

The so-called "ZB Kid Letters" is a complete set of fonts for teachers and parents who make it fun and easy to teach writing skills to kids.

These fonts have been developed to assist teachers and parents teaching handwriting.

The "ZB Kid Letters" fonts give you resources to help students develop:

- Pattern movements and other basic motor skills.
- Proficiency in letter formation and shaping.
- Appropriate letter size and spacing.

The complete set includes dotted fonts, fonts with arrows, with guidelines etc.

With these fonts, you can create your own exercises and study books with the phrases and curriculum that you consider most appropriate for learning handwriting. These fonts have been created with the help of teachers to ensure best results and ease of use. Nevertheless, note that my aim is not to substitute the school workbooks. The fonts are intended to be a supplement to them.

They work within any Windows, Linux or Macintosh standard application and can be used with such programs as Microsoft Word, Claris Works, Apple Works, TexEdit, AbiWord, OpenOffice, WordPad, NeoOffice and any word processor or DTP program.

CHARACTERISTICS

There are many styles of handwriting, including: cursive, manuscript, Italic etc, each with its own letter formation and variation.

The "ZB Kid Letters" set of fonts belongs to the Zaner-Bloser manuscript style of handwriting.

The "ZB Kid Letters" family includes 10 different fonts with the ability to trace dots, lines, arrows and a combination of these.

These manuscript fonts contain all the common signs, as well as accented characters –acute accent, grave accent, circumflex, tilde, diaeresis or umlaut mark, ring, cedilla, "æ" and "œ" ligatures, "ø" slash and German "double s" (ß) –for Western European languages (Spanish, French, Portuguese, Italian, German, Dutch, Danish, Norwegian and Swedish, among others)– and current symbols.

The "ZB Kid Letters" typefaces offer a family of 10 font styles suited to all exercise sheets and workbooks: plain, bold (heavy), dotted, with tracing arrows, with or without guidelines.

This typographic pack contains fonts covering all the method's curriculum.

EXERCISE SHEETS

The "ZB Kid Letters" fonts allow teachers and parents to create custom hand-lettered exercise sheets and classroom signage. They save a lot of preparation time.

Doubtless, these fonts will make your job so much easier since you will be able to build custom assignments for your kids and individualized practice sheets for each student in your classroom in minutes.

On the other hand, children have a wonderful time using the "ZB Kid Letters" fonts to tell stories. It gets them excited.

In the following pages you will see some samples of worksheets created in Word with "ZB Kid Letters". It will give you an idea of what you can create yourself with these fonts.

IMPORTANT: I recommend you to print this document (14 pages) to see exactly how this will look on paper, because all these fonts are intended primarily for print and may not show as well on the screen. Please keep in mind that what you see is not always what you get. These typefaces are best rendered on the printer, so they print legibly, not to display at small sizes on the screen.


Teach children how to write numbers and the alphabet by tracing the characters of these dotted fonts. Make writing a connect-the-dot game using a dotted font.

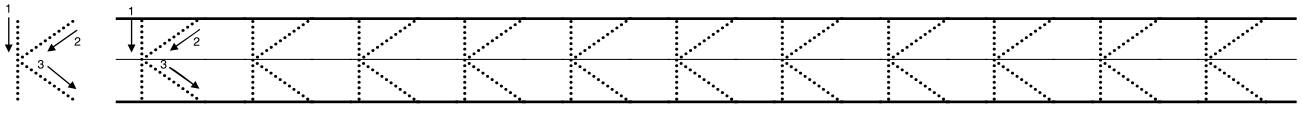
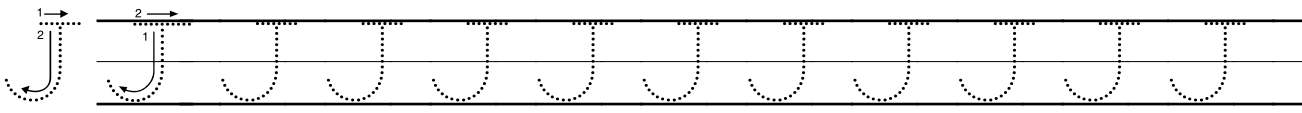
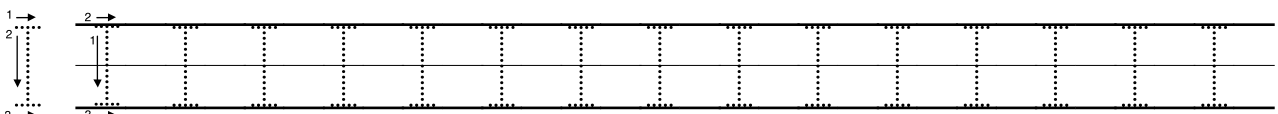
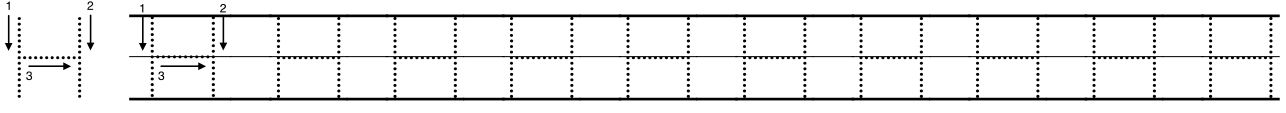
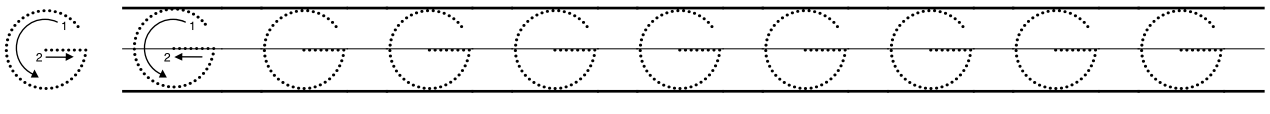
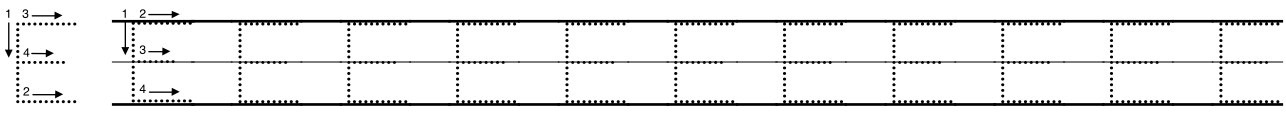
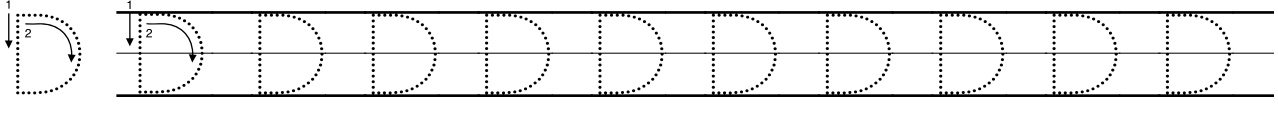
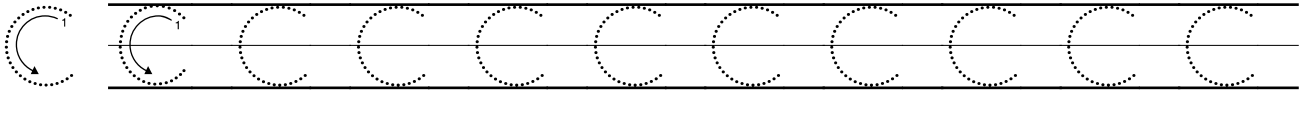
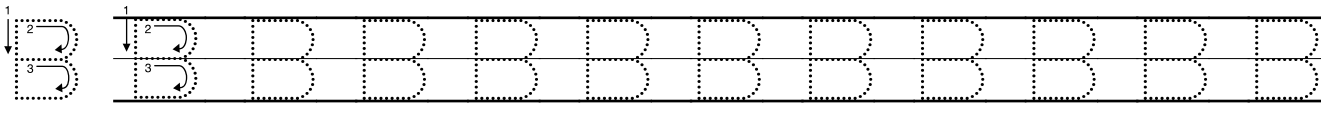
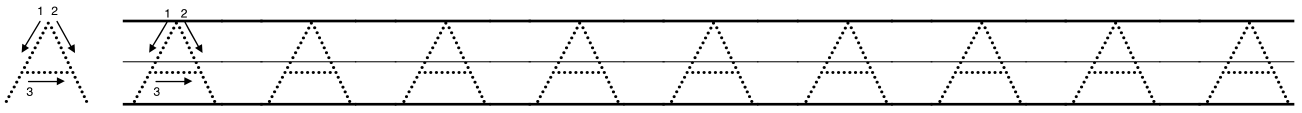
These fonts for children offer a unique material to let children experiment and discover the first letterforms. Teach your child to write the fun way.

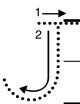
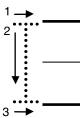
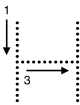
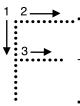
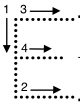
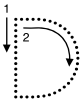
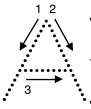
Use the vertical line key | to create continuous lines. The following samples are at size-50 points.

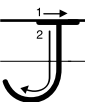
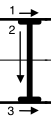
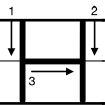
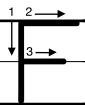
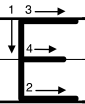
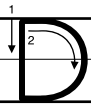
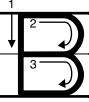
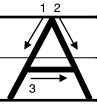
Formation of letters and numbers:

Very little children can benefit from having an outline of letters and numbers to trace over. You can make these easily using a word-processor. Small arrows show direction.









A a

Apple apple



A A A A A A A A A A

A A A A A A A A A A

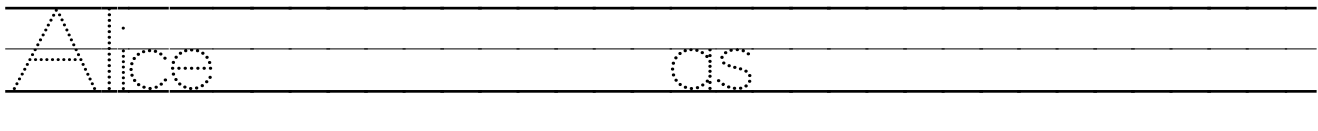
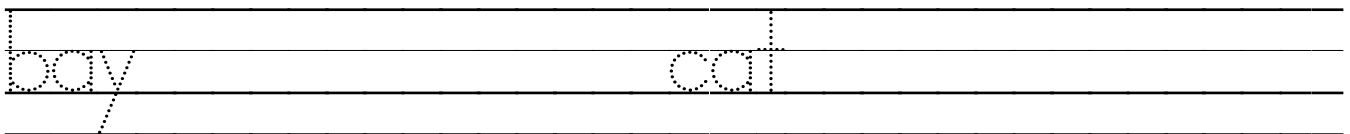
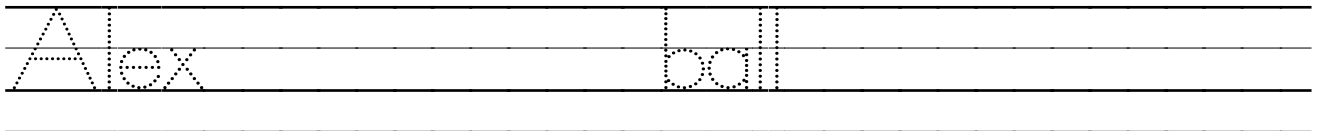
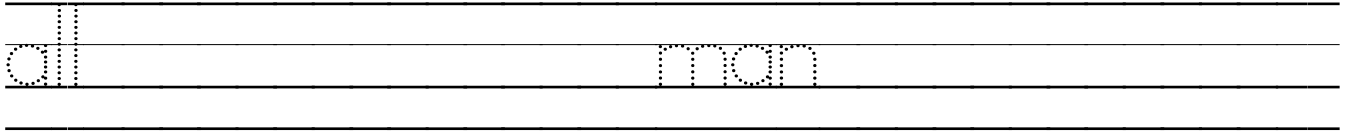
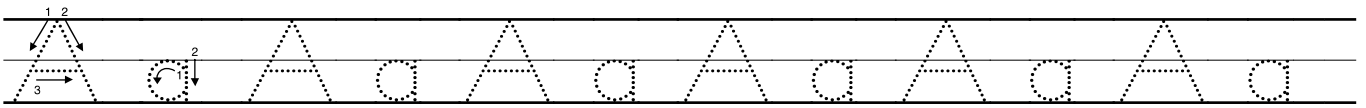
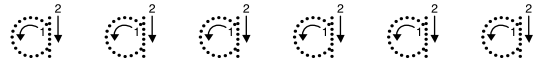
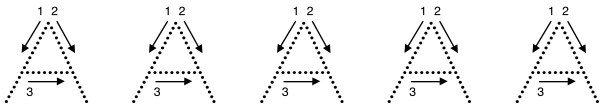
a a a a a a a a a a a a a a a a

a a a a a a a a a a a a a a a a

A a A a A a A a A a A a

A a A a A a A a A a

Using this activity sheet, kids will reinforce correct manuscript letter formation (A/a)



B b

Ball ball



B B B B B B B B B B B B B B B B

B B B B B B B B B B B B B B B B

b b b b b b b b b b b b b b b b

b b b b b b b b b b b b b b b b

B b B b B b B b B b B b B b B b

B b B b B b B b B b B b B b

C c

Cat cat



C C C C C C C C C C C

C C C C C C C C C C C

c c c c c c c c c c c c c c c

c c c c c c c c c c c c c c c

C c C c C c C c C c C c C

C c C c C c C c C c C c C c

D d

Dog dog



D D D D D D D D D D

D D D D D D D D D D D

d d d d d d d d d d d d d d

d d d d d d d d d d d d d d


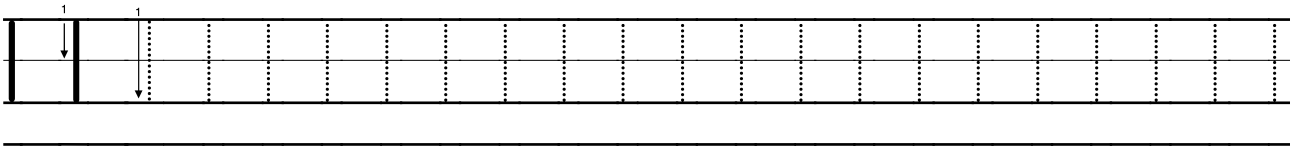
D d D d D d D d D d D d D

D d D d D d D d D d D d

1




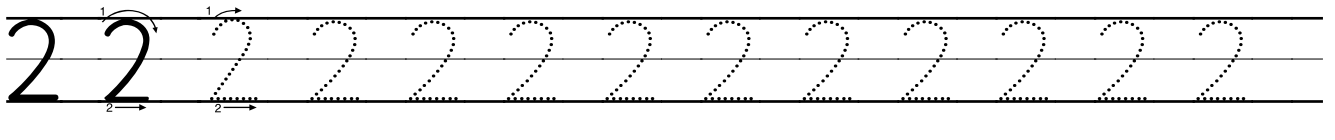
One one



2



Two two



Sample of a story written with the "ZB Kid Letters" fonts.

The swineherd (by Hans C. Andersen).

There was once a poor Prince, who had a kingdom. His kingdom was very small, but still quite large enough to marry upon; and he wished to marry.

It was certainly rather cool of him to say to the Emperor's daughter, "Will you have me?" But so he did; for his name was renowned far and wide; and there were a hundred princesses who would have answered, "Yes!" and "Thank you kindly." We shall see what this princess said. Listen!

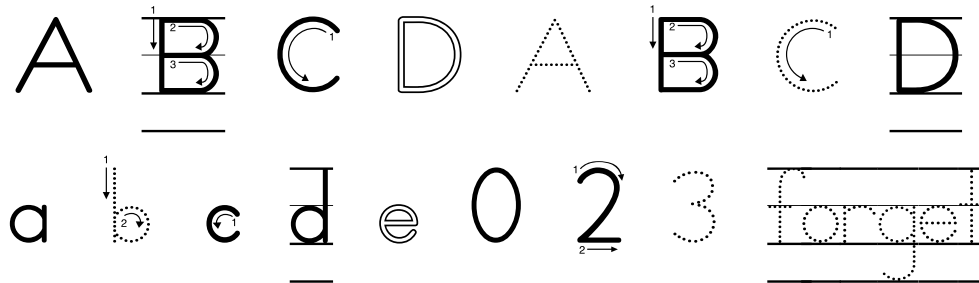
Furthermore, all of "ZB Kid Letters" manuscript fonts have the European variants of the Latin alphabet included: acute accent, grave accent, circumflex, tilde, diaeresis or umlaut mark, ring, cedilla, "æ" and "œ" ligatures, "o" slash (ø) and German double s (ß).

á é í ó ú à è ì ò ù â ê î ô û ä ë ï ö ü ã õ å

ç æ œ ø ß

Había una cigüeña sobre un árbol.

There is no theoretical limit to the size of letters, besides the practical limit of the application used to manage layout. They can be printed very big to post on the blackboard, for instance.



Like any standard font, the "ZB Kid Letters" family of fonts can be used in colors for personalized layouts and color-coded exercises. Use colour to make the worksheets appealing, and add small images using clipart from within Word or from graphic sites on the net.

Once upon a time there was
a little Prince who lived . . .



For further information about the "ZB Kid Letters" fonts, please visit the following web page: <http://www.typofonts.com/ZBfonts.html>

If you are interested in these fonts or have comments, feel free to send a message to:

Juan-José Marcos García
juanjmarcos@yahoo.es
Professor of Classics. Plasencia. Spain
January 2024